


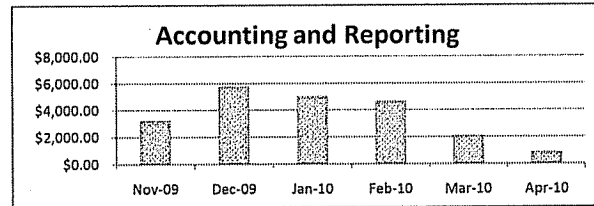
EXHIBIT C

**Thomas Seaman, Receiver for Medical Capital Holdings, Inc.
Second Fee Application
By Task
November 1, 2009 through April 30, 2010**

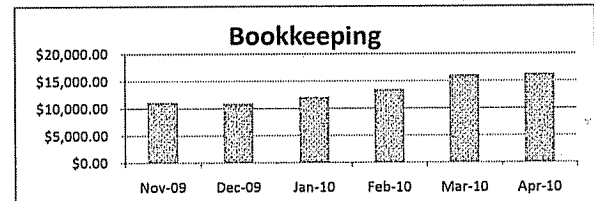
A/R and other Debt Collections	Hours	Rate	A/R and other Debt Collections
Nov-09	24.1	\$219	\$5,285.00
Dec-09	38.8	\$189	\$5,439.00
Jan-10	35.3	\$189	\$6,657.50
Feb-10	26.4	\$185	\$4,871.00
Mar-10	23.3	\$207	\$4,813.00
<u>Apr-10</u>	<u>37.8</u>	<u>\$198</u>	<u>\$7,477.50</u>
Total A/R and other debt Collections	175.7	\$197	\$34,543.00




Accounting and Reporting	Hours	Rate	Accounting and Reporting
Nov-09	26.2	\$126	\$3,307.00
Dec-09	38.7	\$150	\$5,795.00
Jan-10	44.5	\$114	\$5,081.00
Feb-10	36.4	\$129	\$4,706.50
Mar-10	17.3	\$122	\$2,115.50
<u>Apr-10</u>	<u>6.9</u>	<u>\$131</u>	<u>\$904.50</u>
Total Accounting and Reporting	170.0	\$129	\$21,909.50



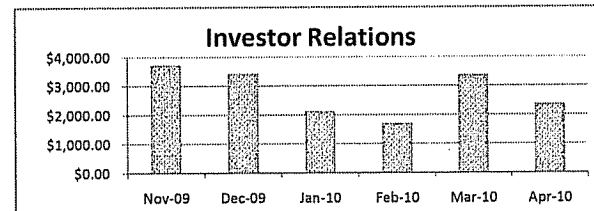
Bookkeeping	Hours	Rate	Bookkeeping
Nov-09	110.8	\$101	\$11,172.50
Dec-09	107.9	\$102	\$10,974.50
Jan-10	118.1	\$103	\$12,212.50
Feb-10	126.7	\$106	\$13,437.50
Mar-10	151.5	\$106	\$16,107.50
<u>Apr-10</u>	<u>149.3</u>	<u>\$110</u>	<u>\$16,371.50</u>
Total Bookkeeping	764.3	\$105	\$80,276.00




Forensic Accounting	Hours	Rate	Accounting
Nov-09	63.9	\$122	\$7,795.00
Dec-09	32.5	\$133	\$4,308.00
Jan-10	20.8	\$136	\$2,827.50
Feb-10	67.6	\$174	\$11,777.50
Mar-10	104.0	\$129	\$13,406.50
<u>Apr-10</u>	<u>130.5</u>	<u>\$118</u>	<u>\$15,401.50</u>
Total Forensic Accounting	419.3	\$132	\$55,516.00



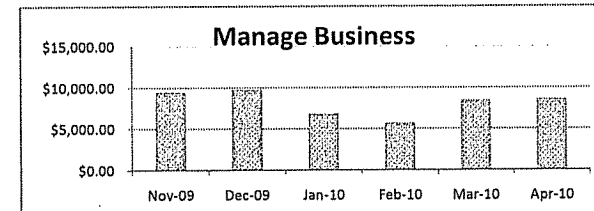
Investor Relations	Hours	Rate	Investor Relations
Nov-09	22.5	\$166	\$3,742.50
Dec-09	23.5	\$146	\$3,436.00
Jan-10	14.3	\$150	\$2,147.00
Feb-10	11.0	\$158	\$1,733.00
Mar-10	23.6	\$143	\$3,382.00
<u>Apr-10</u>	<u>14.0</u>	<u>\$171</u>	<u>\$2,389.00</u>
Total Investor Relations	108.9	\$155	\$16,829.50



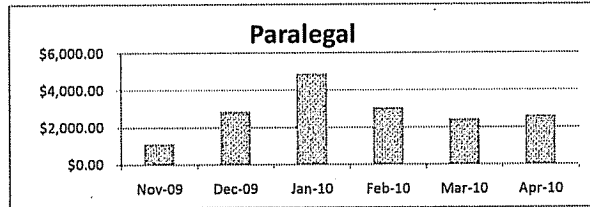
Litigation & Support	Hours	Rate	Litigation & Support
Nov-09	1.4	\$302	\$422.50
Dec-09	19.0	\$326	\$6,196.00
Jan-10	1.9	\$300	\$570.00
Feb-10	1.7	\$313	\$532.50
Mar-10	10.1	\$224	\$2,262.00
<u>Apr-10</u>	<u>4.5</u>	<u>\$282</u>	<u>\$1,268.00</u>
Total Litigation & Support	38.6	\$291	\$11,251.00



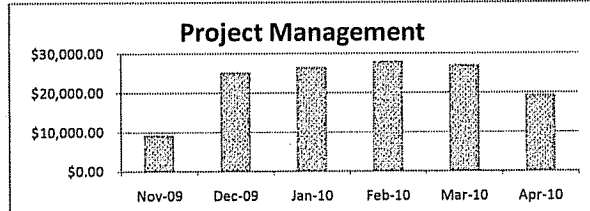
Manage Business	Hours	Rate	Manage Business
Nov-09	53.6	\$178	\$9,516.00
Dec-09	68.8	\$143	\$9,804.50
Jan-10	43.0	\$160	\$6,897.00
Feb-10	46.2	\$125	\$5,795.50
Mar-10	71.8	\$119	\$8,528.50
<u>Apr-10</u>	<u>50.8</u>	<u>\$170</u>	<u>\$8,654.50</u>
Total Manage Business	334.2	\$147	\$49,196.00



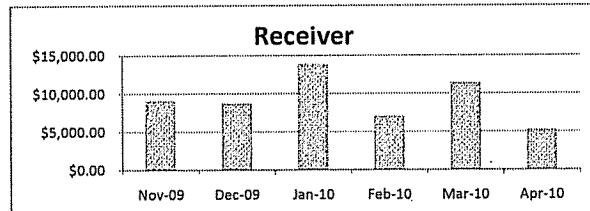
Paralegal	Hours	Rate	Paralegal
Nov-09	9.8	\$115	\$1,127.00
Dec-09	25.0	\$115	\$2,875.00
Jan-10	42.6	\$115	\$4,899.00
Feb-10	26.7	\$115	\$3,070.50
Mar-10	21.1	\$115	\$2,426.50
Apr-10	22.7	\$115	\$2,610.50
Total Paralegal	147.9	\$115	\$17,008.50



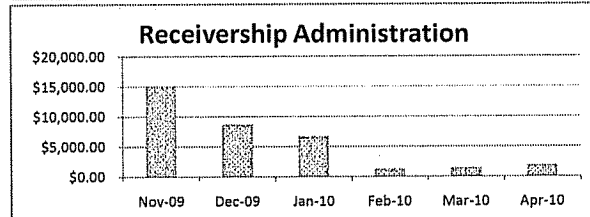
Project Management	Hours	Rate	Project Management
Nov-09	72.4	\$130	\$9,398.00
Dec-09	176.2	\$144	\$25,298.50
Jan-10	163.6	\$163	\$26,597.50
Feb-10	150.8	\$186	\$28,037.50
Mar-10	154.8	\$175	\$27,049.00
Apr-10	116.4	\$167	\$19,412.50
Total Project Management	834.2	\$163	\$135,793.00



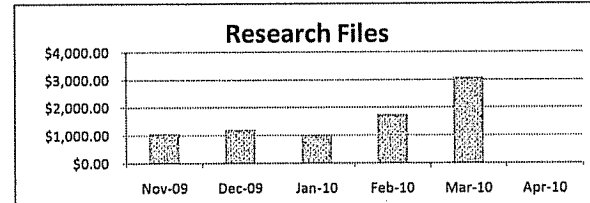
Receiver	Hours	Rate	Receiver
Nov-09	26.2	\$350	\$9,170.00
Dec-09	25.0	\$350	\$8,750.00
Jan-10	37.0	\$375	\$13,875.00
Feb-10	18.8	\$375	\$7,050.00
Mar-10	30.5	\$375	\$11,437.50
Apr-10	14.2	\$375	\$5,325.00
Total Receiver	151.7	\$367	\$55,607.50




Receivership Administration	Hours	Rate	Receivership Administration
Nov-09	172.2	\$89	\$15,242.00
Dec-09	117.9	\$75	\$8,791.50
Jan-10	118.0	\$57	\$6,705.50
Feb-10	17.5	\$77	\$1,347.50
Mar-10	27.1	\$56	\$1,507.50
Apr-10	37.2	\$53	\$1,967.00
Total Receivership Administration	489.9	\$73	\$35,561.00



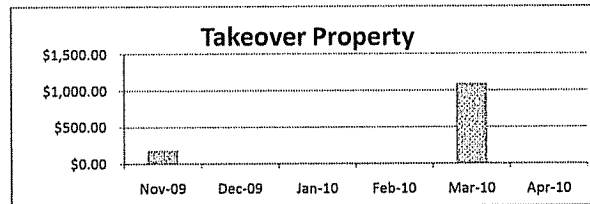
Research Files	Hours	Rate	Research Files
Nov-09	7.8	\$140	\$1,092.00
Dec-09	8.7	\$140	\$1,218.00
Jan-10	7.5	\$140	\$1,050.00
Feb-10	12.5	\$140	\$1,750.00
Mar-10	22.1	\$140	\$3,094.00
Apr-10	-	\$0	\$0.00
Total Research Files	58.6	\$140	\$8,204.00



Sell/Liquidate Assets	Hours	Rate	Sell/Liquidate Assets
Nov-09	88.6	\$240	\$21,293.50
Dec-09	175.2	\$214	\$37,547.50
Jan-10	201.1	\$214	\$42,960.00
Feb-10	72.1	\$262	\$18,886.00
Mar-10	75.6	\$258	\$19,485.00
Apr-10	140.5	\$250	\$35,106.50
Total Sell Liquidate Assets	753.1	\$233	\$175,278.50



Takeover Property	Hours	Rate	Takeover Property
Nov-09	1.3	\$140	\$182.00
Dec-09	-	\$0	\$0.00
Jan-10	-	\$0	\$0.00
Feb-10	-	\$0	\$0.00
Mar-10	15.8	\$69	\$1,095.00
Apr-10	-	\$0	\$0.00
Total Takeover Property	17.1	\$75	\$1,277.00



Total All Activities	ours Work	Rate	Total Cost All Activities
Nov-09	680.8	\$145	\$98,745.00
Dec-09	847.2	\$154	\$130,433.50
Jan-10	847.7	\$156	\$132,479.50
Feb-10	614.4	\$168	\$102,995.00
Mar-10	748.6	\$156	\$116,709.50
Apr-10	724.8	\$161	\$116,888.00
Total All Activities	4,463.5	\$156	\$698,250.50

